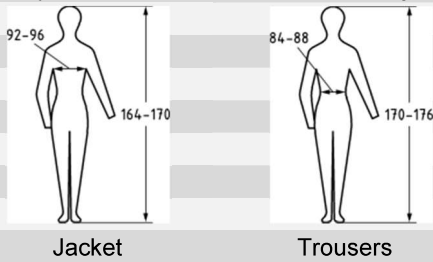


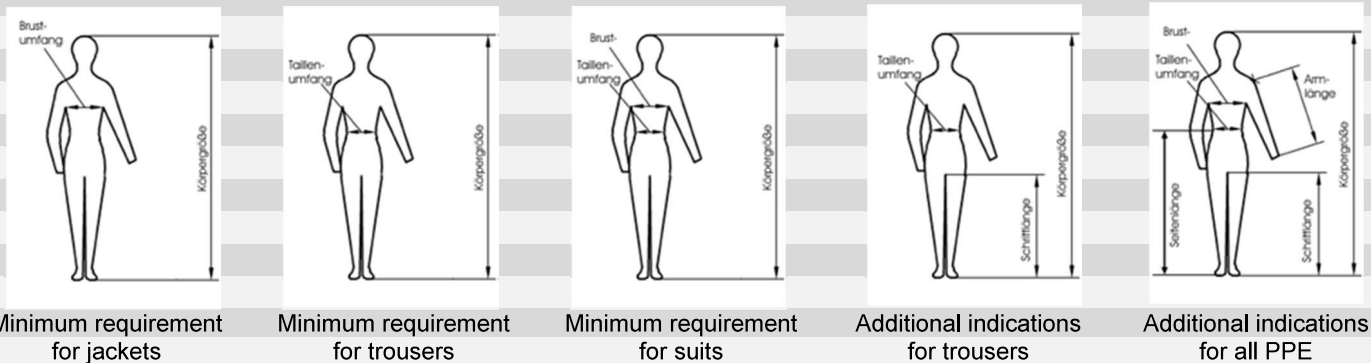
## Size designation

Sizes shall correspond to the requirements of EN ISO 13688. This standard however does not contain measurements, but only the way how to show the size as following:




Chest width and body height for jackets and waist line and body height for trousers are minimum data that are needed for the confection.  
The allowance to the individual measures in order to get a ready made garment with appropriate comfort, is left to the manufacturer.

The fit of each type of garment is checked in our company by a test person of corresponding size before approval and certification by Notified Body. Thereby it is also recorded if sufficient overlapping is maintained during extreme movements.



The following table shoes the sizes depending of body measurements:

<b>Body measures (men)</b>	Revision: 1		
Measurement in cm	Valid since: 14.08.2014	Page 1 von 2	... mit Sicherheit Ihr Partner

## Normal Sizes

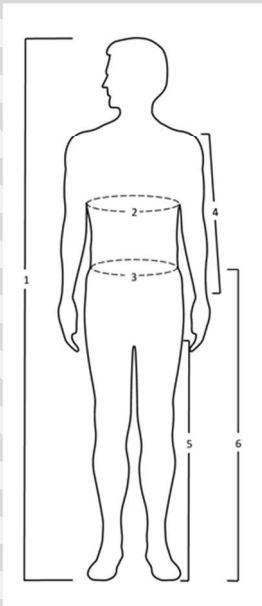
Double sizes	1 (46/48)		2 (50/52)		3 (54/56)		4 (58/60)		5 (62/64)	
Alpha sizes	S		M		L		XL		XXL	
German size	46	48	50	52	54	56	58	60	62	64
Dimension										
Body height	170 - 172	172 - 176	176 - 179	179 - 181	181 - 183	183 - 185	185 - 187	187 - 189	189 - 191	191 - 193
Chest width	90 - 94	94 - 98	98 - 102	102 - 106	106 - 110	110 - 114	114 - 118	118 - 122	122 - 126	126 - 130
Waist width	78 - 82	82 - 86	86 - 90	90 - 95	95 - 100	100 - 105	105 - 110	110 - 114	114 - 118	118 - 122
Buttck girth	96 - 100	100 - 104	104 - 108	108 - 112	112 - 116	116 - 119	119 - 122	122 - 125	125 - 128	128 - 131
Back width	38	39	40	41	42	43	44	45	46	47
Back length	44,5	44,5	45	45,5	46	46,5	47	47,5	48	48,5
Sleeve length	63	64	65	65	66	67	68	69	70	70
Side length	101	103	105	107	108	109	111	112	114	115
Inside leg length	76	78	79	80	81	82	83	84	85	86

## Slim sizes

German size	94	98	102	106	110	114	118	122	126	130
Dimension										
Body height	178 - 181	181 - 185	185 - 187	187 - 189	189 - 191	191 - 193	193 - 195	195 - 197	197 - 199	199 - 201
Chest width	90 - 94	94 - 98	98 - 102	102 - 106	106 - 110	110 - 114	116 - 118	118 - 122	122 - 126	126 - 130
Waist width	78 - 82	82 - 86	86 - 90	90 - 95	95 - 100	100 - 105	105 - 110	110 - 114	114 - 118	118 - 122
Buttck girth	98 - 102	102 - 106	106 - 110	110 - 114	114 - 118	118 - 121	121 - 124	124 - 127	127 - 130	130 - 133
Back width	38	39	40	41	42	43	44	45	46	47
Back length	46,5	46,5	47	47,5	48	48,5	49	49,5	50	50,5
Sleeve length	67	68	69	69	70	71	72	73	74	74
Side length	106	108	110	112	113	114	116	117	118	119
Inside leg length	79	81	82	83	84	85	86	87	88	89

### Stocky sizes

German size	23	24	25	26	27	28	29	30	31	32
Dimension										
Body height	164 - 166	166 - 170	170 - 173	173 - 175	175 - 177	177 - 179	179 - 181	181 - 183	183 - 186	186 - 189
Chest width	90 - 94	94 - 98	98 - 102	102 - 106	106 - 110	110 - 114	116 - 118	118 - 122	122 - 126	126 - 130
Waist width	82 - 86	86 - 90	90 - 94	94 - 98	98 - 103	103 - 108	108 - 112	112 - 116	116 - 122	120 - 124
Buttck girth	96 - 100	100 - 104	104 - 108	108 - 112	112 - 116	116 - 119	119 - 122	122 - 125	125 - 128	128 - 131
Back width	38	39	40	41	42	43	44	45	46	47
Back length	42,5	42,5	43	43,5	44	44,5	45	45,5	46	46,5
Sleeve length	61	62	63	63	64	65	66	67	68	68
Side length	98	100	102	104	105	106	108	109	111	112
Inside leg length	73	75	76	77	78	79	80	81	82	83



- 1 → Body height
- 2 → Chest width to be measured below the arm pits around the upper body
- 3 → Waist line to be measured around the *waist line*
- 4 → Sleeve length to be measured from shoulder bone to carpal
- 5 → Inside leg length to be measured from crotch to the bottom
- 6 → Side length to be measured from hip bone to the bottom

Our sizing table above contains just body dimensions, appropriate to determine your basic size.

For that mainly the first three dimensions (in red) are needed (body height, chest width and waist width).

We recommend to take the measurement while wearing underwear only in a relaxed position.

For the width dimensions the measurement tape should be put close to the body, but it should not constrain.

If there are any questions, we would like to assist you to find your correct size.

### Accessories / applications

Today not only CI-clothing (Corporate Identity) is fitted with different types of accessories and applications but also PPE against heat and flame. From the small identification label on the chest, via some bigger indications of department, until big company logo on the rear can be found on PPE.

The procedures of fixing are even as different as the contents

- woven label, sewn on
- woven label, patched on
- embroidered label, sewn on
- outershell material directly embroidered
- detachable label on velcro
- screen print on outershell material
- sealing film on outershell material etc.

Each of all may change the properties of the PPE.